

CONSTRUCTION WORKS IN THE REPUBLIC OF UZBEKISTAN

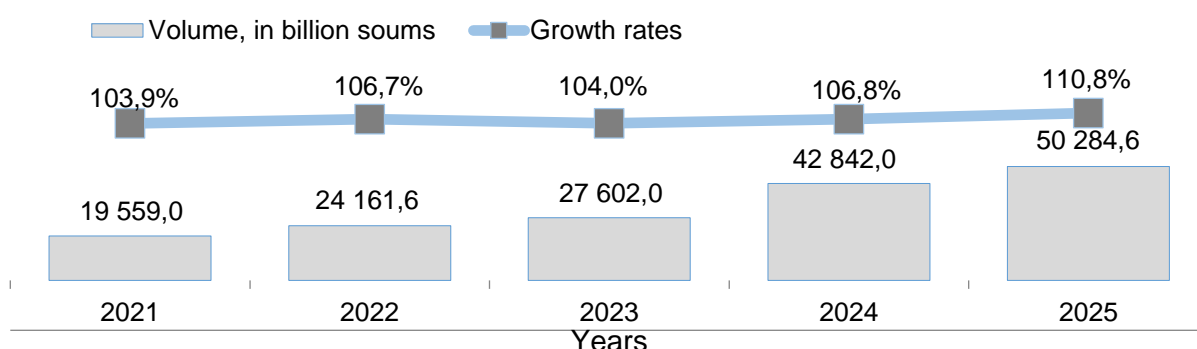
for January-March 2025

- I. Total construction work completed
- II. Construction works by types of economic activity
- III. Structure of the volume of construction works by types of enterprises
- IV. Metadata and methodological explanations for construction works

I. Total construction work completed

In January-March 2025, the volume of construction work completed in the Republic of Uzbekistan amounted to 50 284.6 billion soums, which, in relation to 2024, is 110.8%.

Volume and growth rate of completed construction works



	Volume, in billion soums	Growth rate, in %
Republic of Uzbekistan¹	50 284,6	110,8
Republic of Karakalpakstan	1 764,4	105,8
<i>regions:</i>		
Andijan	2 232,3	107,7
Bukhara	3 215,0	103,6
Jizzakh	1 419,5	111,0
Kashkadarya	3 050,1	103,5
Navoi	2 409,1	109,9
Namangan	2 476,5	108,7
Samarkand	2 731,1	106,8
Surkhandarya	2 475,0	101,2
Syrdarya	984,9	104,9
Tashkent	6 562,5	120,1
Fergana	3 505,0	116,5
Khorezm	2 249,4	110,4
Tashkent city	13 750,0	122,0

Indicators on the topic:

[Volume of construction works \(monthly\)](#)

[Volume of construction works \(annual\)](#)

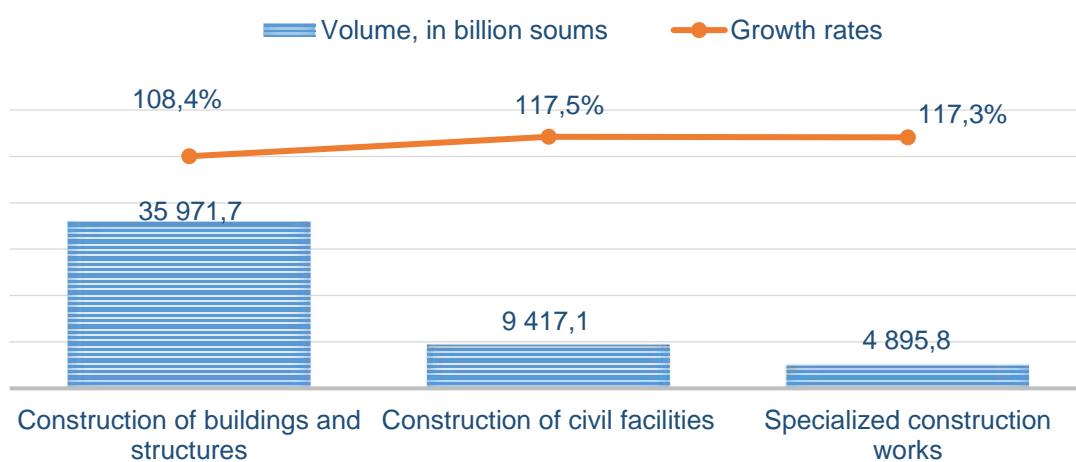
¹ Including unallocated data by region

II. Construction works by types of economic activity

Construction work in the Republic of Uzbekistan for the specified period is distributed by types of economic activity as follows:

- the share of construction of buildings and structures reached 71.6%, which, compared to 2024, amounted to 108.4%;
- the share of construction of civil facilities was recorded at 18.7% and, if compared with 2024, it amounted to 117.5%;
- The share of specialized construction works is 9.7% and, compared to 2024, this amounted to 117.3%.

Construction works by types of economic activity



Volume and growth rate of construction of buildings and structures

	Construction of buildings and structures	Construction of civil facilities	Specialized construction works
Large construction organizations volume, in billion soums	6 945,9	2 992,7	1 081,7
Growth rate, in %	132,7	136,9	115,9
Small enterprises and microfirms volume, in billion soums	13 983,0	6 424,1	3 814,1
Growth rate, in %	103,2	110,3	117,7
Informal sector volume, in billion soums	15 042,7	0,4	-
Growth rate, in %	104,3	60,5	-

Indicators on the topic:

[Volume of construction of buildings and structures \(monthly\)](#)

[Volume of construction of buildings and structures \(annual\)](#)

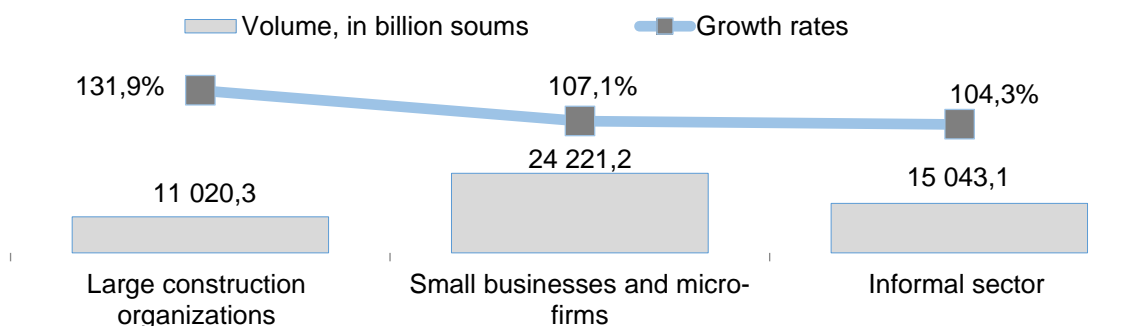
[Volume of construction of civil facilities \(monthly\)](#)

[Volume of construction of civil facilities \(annual\)](#)

[Volume of specialized construction works \(monthly\)](#)

[Volume of specialized construction works \(annual\)](#)

III. Structure of the volume of construction works by types of enterprises

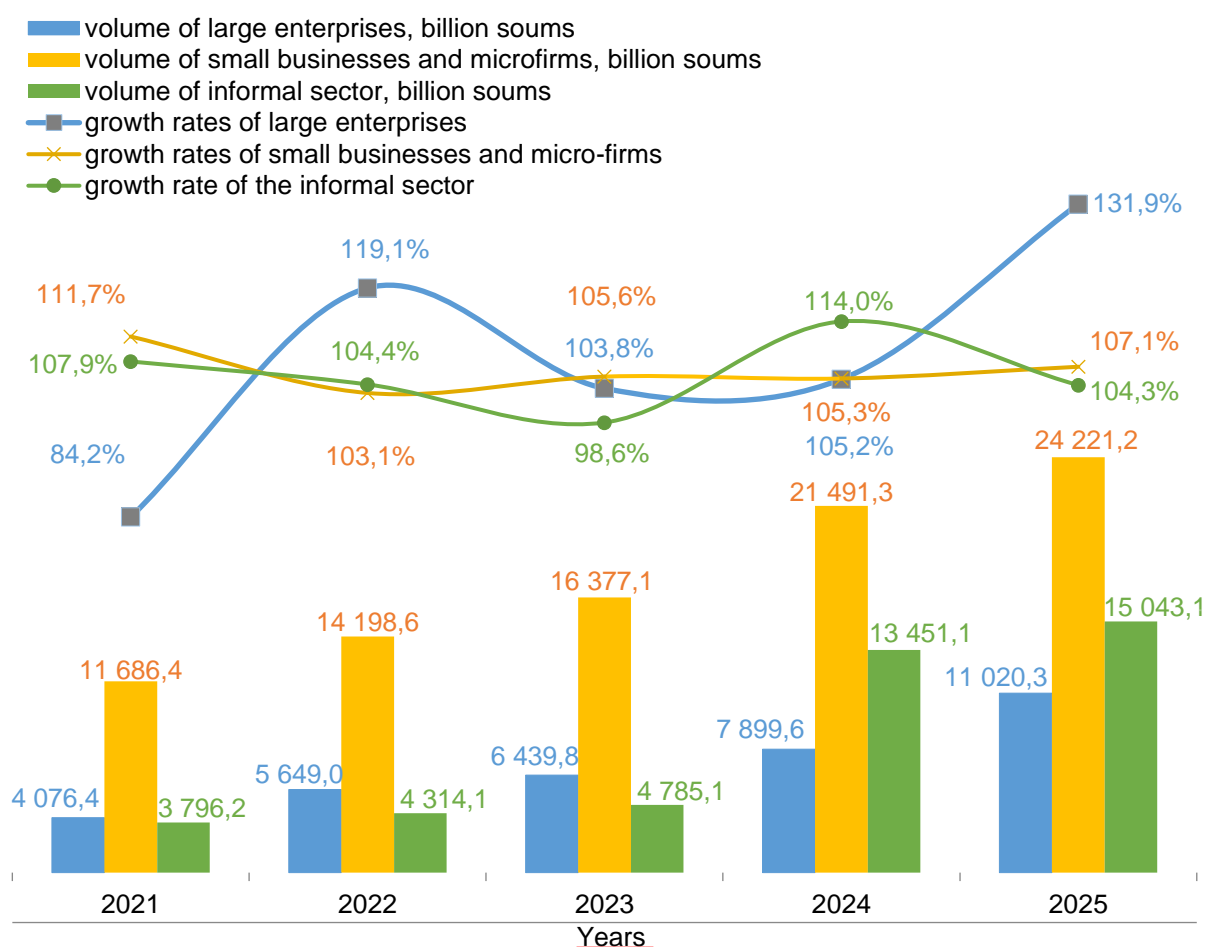


The volume of construction work performed by large construction organizations in January-March 2025 amounted to 11 020.3 billion soums. Compared to 2024, in the period under review, the volume of construction work amounted to 131.9%, and their share in the total volume increased by 3.5% and amounted to 21.9%.

The share of construction work performed by small enterprises and microfirms in the period under review amounted to 48.2% of their total volume. Thus, the total volume of construction work performed by them amounted to 24 221.2 billion soums and, in relation to 2024, it reached 107.1%.

The share of construction work in the informal sector amounted to 29.9%, or 15 043.1 billion soums, and, compared to the same period in 2024, it reached 104.3%.

Volume and growth rates of construction work by type of enterprise



Volume of construction work,
by type of enterprise, by region

	Volume, billion soums			Growth rate, in %		
	Large enterprises	Small businesses and micro-firms	Informal sector	Large enterprises	Small businesses and micro-firms	Informal sector
Republic of Uzbekistan ²	11 020,3	24 221,2	15 043,1	131,9	107,1	104,3
Republic of Karakalpakstan	159,1	1 052,3	553,0	109,1	110,1	97,6
<i>regions :</i>						
Andijan	300,8	1 426,9	504,6	266,1	108,1	78,7
Bukhara	433,3	1 324,6	1 457,1	97,1	107,8	102,1
Jizzakh	187,8	717,8	513,9	228,2	104,7	100,3
Kashkadarya	549,2	1 526,3	974,6	90,4	109,5	103,1
Navoi	545,0	865,0	999,1	142,7	103,9	102,2
Namangan	182,9	1 164,0	1 129,6	154,7	105,4	106,9
Samarkand	293,8	1 802,8	634,5	65,9	115,1	117,0
Surkhandarya	219,0	1 336,4	919,6	154,5	108,2	85,7
Syrdarya	173,4	648,6	162,9	134,6	107,2	78,6
Tashkent	1 403,1	2 396,4	2 763,0	186,6	109,4	109,4
Fergana	711,6	1 627,5	1 165,9	192,2	110,2	100,1
Khorezm	315,9	815,0	1 118,5	156,4	109,1	102,7
Tashkent city	4 085,6	7 517,6	2 146,8	176,4	103,3	127,7

High growth rates of construction work performed by large construction organizations were noted in Andijan (266.1% of the corresponding period of 2024), Jizzakh (228.2%) and Tashkent (192.2%) regions.

Significant growth rates of construction work performed by small businesses and microfirms during the period under review were recorded in Samarkand (115.1% of the corresponding period in 2024), Fergana (110.2%) and the Republic of Karakalpakstan (107.7%).

IV. Metadata and explanations for statistical indicators on construction works

Construction works – this is the result of construction production as a complex of works performed during the construction, reconstruction, expansion, major and current repairs of buildings and structures.

The cost of construction includes work on site development, sanitary and technical work on water supply, sewerage, installation of building structures, and other contract work (commissioning, cultural and technical, etc.).

² Including unallocated data by region



Statistical accounting of construction works is carried out in the amount of the volume actually completed during the reporting period, regardless of the moment of its payment in actual prices of the reporting period, without value added tax.

The formation of statistical information on the volume of construction work is carried out on the basis of:

- a) statistical reporting (monthly, annual) of legal entities engaged in construction activities;
- b) results of quarterly sample surveys of the activities of small enterprises and microfirms;
- c) statistical reporting of territorial offices of the Chamber of State Cadastres, monitoring the construction of individual housing and non-residential properties by individuals;
- d) data from sample statistical surveys of individual residential buildings put into operation;
- e) statistical assessment of the volume of repairs to individual residential buildings carried out using private methods.

Links for metadata:

<https://stat.uz/files/349/METAMALUMOTLARuz/1875/Qurilish-ishlari.pdf>

<https://stat.uz/files/349/METAMALUMOTLARuz/1877/Aholi-jon-boshiga-qurilishishlari.pdf>

Responsible for the release:

Department of Investment and
Construction Statistics

Executor:

D. Khidiralieva
71 203-80-00 (1163)

Address:

