

CONSTRUCTION WORKS IN THE REPUBLIC OF UZBEKISTAN

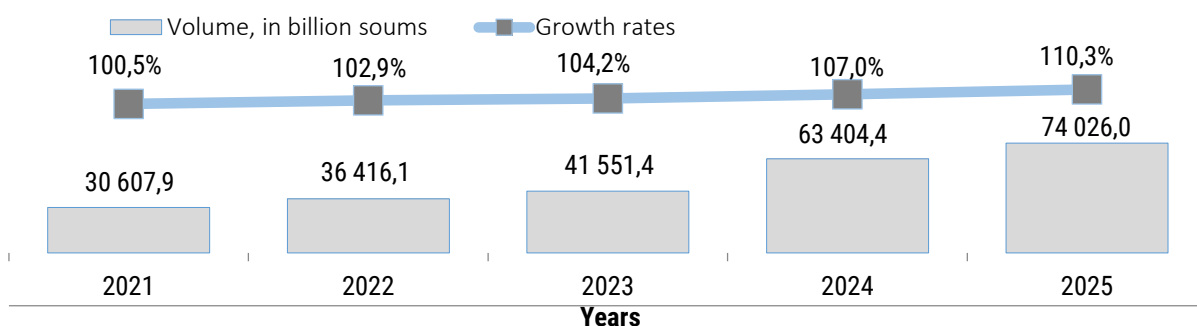
for January - April 2025

- I. Total construction works completed
- II. Construction works by types of economic activity
- III. Structure of the volume of construction works by types of enterprises
- IV. Metadata and methodological explanations for construction works

I. Total completed construction work

In January-April 2025, the volume of completed construction works in the Republic of Uzbekistan amounted to 74 026.0 billion soums, which, in relation to 2024, is 110.3 %.

Volume and growth rate of completed construction works



	Volume, in billion soums	Growth rates, in %
Republic of Uzbekistan ¹	74 026,0	110,3
Republic of Karakalpakstan	2 761,6	106,1
<i>regions:</i>		
Andijan	3 682,1	111,1
Bukhara	4 322,8	107,6
Jizzakh	2 326,0	108,6
Kashkadarya	4 543,8	102,9
Navoi	3 268,0	87,6
Namangan	3 516,6	107,9
Samarkand	4 028,3	108,6
Surkhandarya	3 754,1	106,4
Syrdarya	1 499,6	111,3
Tashkent	8 569,7	119,6
Fergana	5 024,8	112,3
Khorezm	3 110,8	114,1
Tashkent city	20 402,8	118,7

Indicators on the topic:

[Volume of construction works \(monthly\)](#)

[Volume of construction works \(annual\)](#)

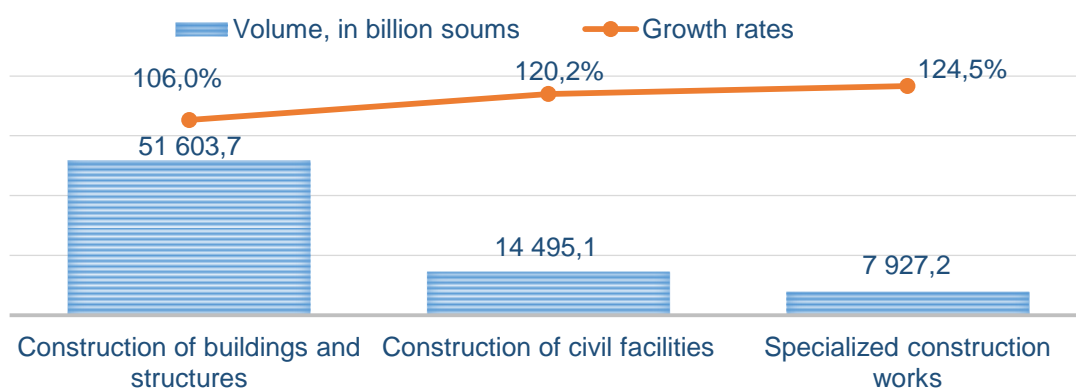
¹ Including unallocated data by region

II. Construction works by types of economic activity

Construction works in the Republic of Uzbekistan for the specified period are distributed by types of economic activity as follows:

- the share of construction of buildings and structures reached 69.8 %, which, compared to 2024, amounted to 106.0 %;
- the share of construction of civil facilities was fixed at 19.5 % and, if compared with 2024, it amounted to 120.2 %;
- the share of specialized construction works is 10.7 % and, compared to 2024, this amounted to 124.5 %.

Construction works by types of economic activity



Volume and growth rate of construction of buildings and structures

	Construction of buildings and structures	Construction of objects of civil facilities	Specialized construction works
Large construction organizations, volume, in billion soums	10 273,9	4 577,9	2 099,8
Growth rate, in %	112,4	145,9	179,0
Small businesses and micro firms, volume, in billion soums	21 475,1	9 916,9	5 827,4
Growth rate, in %	104,2	111,3	112,3
Informal sector, volume, in billion soums	19 854,7	0,3	-
Growth rate, in %	104,9	34,1	-

Indicators on the topic:

[Volume of construction of buildings and structures \(monthly\)](#)

[Volume of construction of buildings and structures \(annual\)](#)

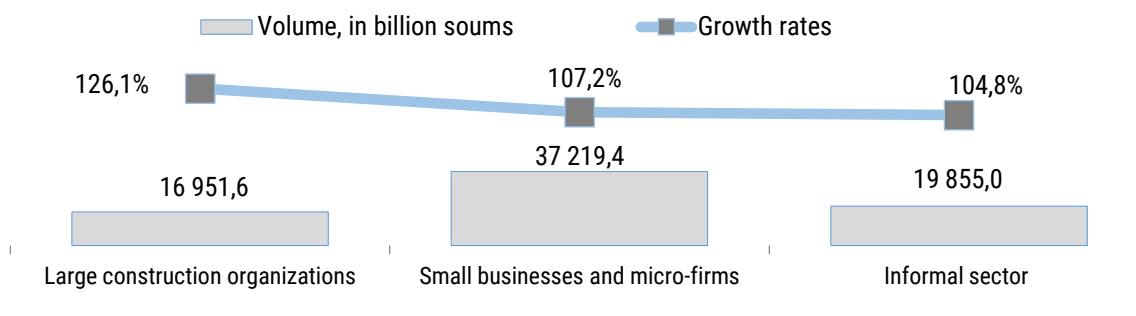
[Volume of construction of civil facilities \(monthly\)](#)

[Volume of construction of civil facilities \(annual\)](#)

[Volume of specialized construction works \(monthly\)](#)

[Volume of specialized construction works \(annual\)](#)

III. Structure of the volume of construction works by types of enterprises

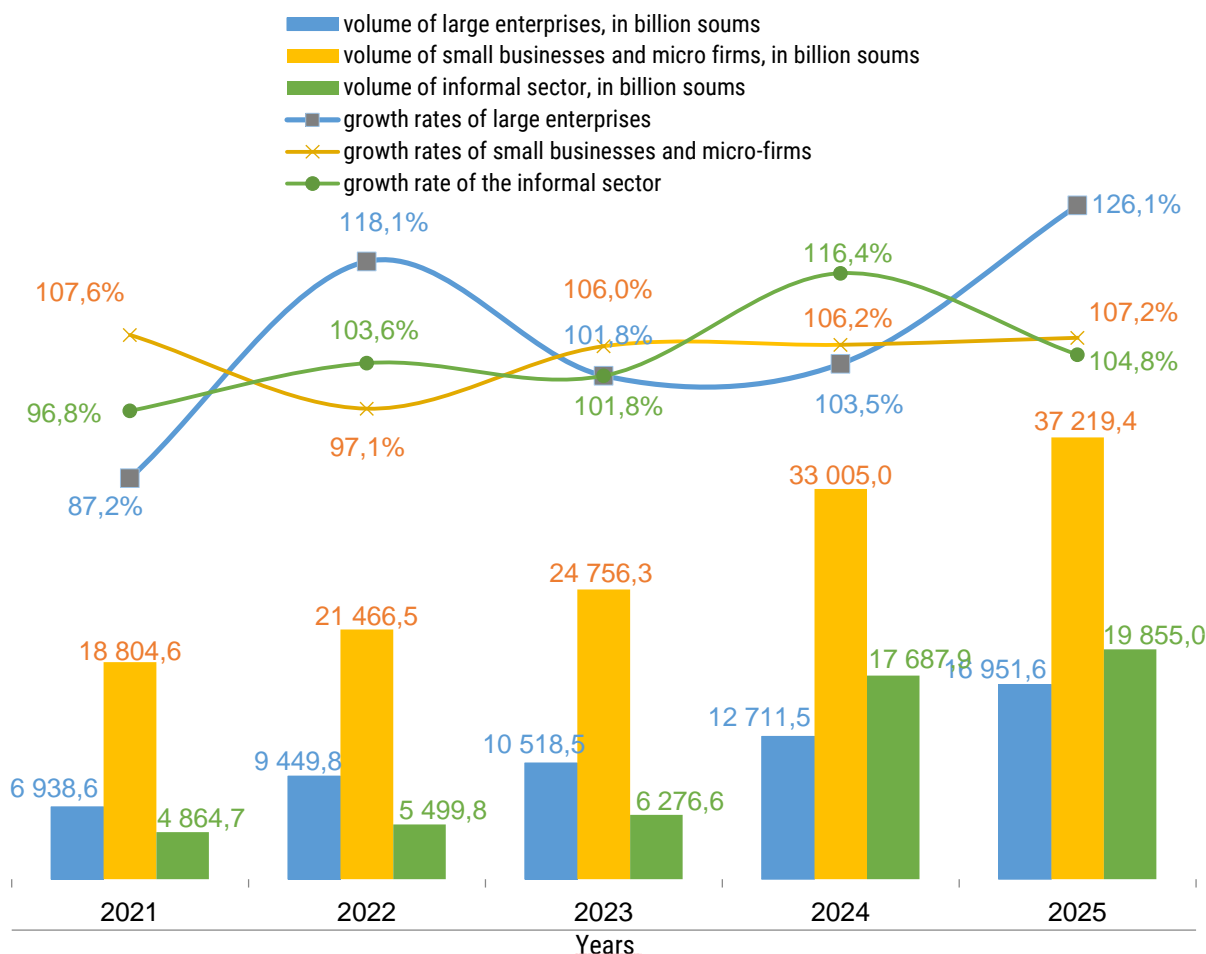


The volume of construction work performed by large construction organizations in January-April 2025 amounted to 16 951.6 billion soums. Compared with 2024, in the period under review, the volume of construction work amounted to 126.1 %, and their share in the total volume increased by 2.9 % and amounted to 22.9 %.

The share of construction work performed by small enterprises and microfirms in the period under review amounted to 50.3 % of their total volume. Thus, the total volume of construction work performed by them amounted to 37 219.4 billion soums and, in relation to 2024, it reached 107.2 %.

The share of construction work in the informal sector amounted to 26.8 %, or 19 855.0 billion soums, and, compared to the same period in 2024, it reached 104.8 %.

Volume and growth rates of construction work by type of enterprise

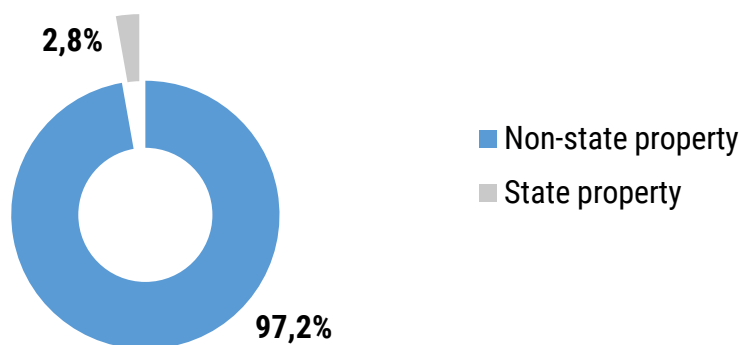


Volume of construction work
by type of enterprises by region

	Volume, in billion soums			Growth rates, in %		
	Large enterprises	Small businesses and micro-firms	Informal sector	Large enterprises	Small businesses and micro-firms	Informal sector
Republic of Uzbekistan ²	16 951,6	37 219,4	19 855,0	126,1	107,2	104,8
Republic of Karakalpakstan	231,8	1 755,4	774,4	107,5	108,2	101,3
<i>regions:</i>						
Andijan	365,2	2 131,0	1 185,9	240,5	107,4	100,5
Bukhara	581,8	2 164,4	1 576,6	116,0	109,3	102,7
Jizzakh	249,3	1 175,3	901,4	185,6	105,6	100,7
Kashkadarya	826,2	2 152,6	1 565,0	91,5	108,5	102,4
Navoi	630,9	1 516,6	1 120,5	51,5	106,8	103,3
Namangan	294,8	1 711,0	1 510,8	169,9	105,3	103,3
Samarkand	491,8	2 698,8	837,7	85,1	112,4	115,0
Surkhandarya	321,9	2 003,9	1 428,3	139,4	107,0	100,2
Syrdarya	226,4	943,9	329,3	119,7	113,4	100,8
Tashkent	1 909,3	3 478,0	3 182,4	184,6	109,3	107,6
Fergana	847,4	2 631,8	1 545,6	161,7	106,8	103,8
Khorezm	407,9	1 323,8	1 379,1	161,2	114,0	105,2
Tashkent city	6 351,9	11 532,9	2 518,0	164,2	104,1	112,5

High growth rates of construction work performed by large construction organizations were noted in Andijan (240.5 % compared to the corresponding period of 2024), Jizzakh (185.6 %) and Tashkent (184.6 %) regions.

Construction works by forms of ownership



² Including unallocated data by region

IV. Metadata and methodological explanations for construction works

Construction works are the result of construction production as a set of works performed during the construction, reconstruction, expansion, major and current repairs of buildings and structures.

The cost of construction includes work on site development, sanitary and technical work on water supply, sewerage, installation of building structures, other contract work (commissioning, cultural and technical, etc.).

Statistical accounting of construction works is carried out in the amount of the volume actually completed during the reporting period, regardless of the moment of its payment in actual prices of the reporting period, without value added tax.

The formation of statistical information on the volume of construction work is carried out on the basis of:

- a) statistical reporting (monthly, annual) of legal entities engaged in construction activities;
- b) results of quarterly sample surveys of the activities of small businesses and micro firms;
- c) statistical reporting of territorial offices of state cadastres chambers monitoring the construction of individual housing and non-residential properties by individuals;
- d) data from sample statistical surveys of commissioned individual residential buildings;
- e) statistical assessment of the volume of repairs of individual residential buildings carried out by private means.

Links for metadata:

<https://stat.uz/files/349/METAMALUMOTLARuz/1875/Qurilish-ishlari.pdf>

<https://stat.uz/files/349/METAMALUMOTLARuz/1877/Aholi-jon-boshiga-qurilishishlari.pdf>

Responsible for the release:
Department of Investment and
Construction Statistics

Executor:
D. Khidiralieva
71 203-80-00 (1163)

